




**Municipio LA PAZ, 0086**  
**ESTADO ANALITICO DEL ACTIVO**  
**DEL 1 AL 28 DE FEBRERO DE 2022**

| CONCEPTO   | SALDO INICIAL<br>(1) | CARGOS DEL<br>PERIODO (2) | ABONOS DEL<br>PERIODO (3) | SALDO FINAL<br>(4=1+2-3) | VARIACION DEL<br>PERIODO (4-1) |
|--|----------------------|---------------------------|---------------------------|--------------------------|--------------------------------|
| <b>ACTIVO</b>  |                      |                           |                           |                          |                                |
| <b>ACTIVO CIRCULANTE</b>   |                      |                           |                           |                          |                                |
| Efectivo y Equivalentes  | 822,225,889.91       | 157,731,365.39            | 96,722,143.70             | 883,235,111.60           | 61,009,221.69                  |
| Efectivo   | 202,218,240.83       | 157,731,365.39            | 94,807,607.12             | 265,141,999.10           | 62,923,758.27                  |
| Equivalentes   | 156,157,626.21       | 147,644,077.15            | 94,807,606.12             | 218,994,097.24           | 52,836,471.03                  |
| Bancos/Tesorería   | 8,039,828.84         | 9,935,802.00              | 15,936,719.15             | 2,038,911.69             | ( 6,000,917.15)                |
| Depósitos de Fondos de Terceros en Garantía y/o Administración   | 157,885,232.57       | 137,708,275.15            | 78,870,886.97             | 216,722,680.75           | 58,837,388.18                  |
| Derechos a recibir efectivo o equivalentes                       | 232,504.80           | 0.00                      | 0.00                      | 232,504.80               | 0.00                           |
| Deudores Diversos por cobrar a Corto Plazo                       | 8,789,374.26         | 10,087,288.24             | 1.00                      | 18,876,661.50            | 10,087,287.24                  |
| Derechos a recibir bienes o servicios                            | 8,789,374.26         | 10,087,288.24             | 1.00                      | 18,876,661.50            | 10,087,287.24                  |
| Anticipo a proveedores por prestación de servicios a Corto Plazo | 17,058,330.56        | 0.00                      | 0.00                      | 17,058,330.56            | 0.00                           |
| Anticipo a Contratistas por Obras Públicas a Corto Plazo         | 3,342,438.12         | 0.00                      | 0.00                      | 3,342,438.12             | 0.00                           |
| Almacén  | 13,715,892.44        | 0.00                      | 0.00                      | 13,715,892.44            | 0.00                           |
| Almacén de Materiales y Suministros de Consumo                   | 10,212,909.80        | 0.00                      | 0.00                      | 10,212,909.80            | 0.00                           |
| <b>ACTIVO NO CIRCULANTE</b>                                      | 10,212,909.80        | 0.00                      | 0.00                      | 10,212,909.80            | 0.00                           |
| Bienes Inmuebles, Infraestructura y Construcciones en Proceso    | 620,007,649.08       | 0.00                      | 1,914,536.58              | 618,093,112.50           | ( 1,914,536.58)                |
| Terrenos   | 446,642,922.24       | 0.00                      | 0.00                      | 446,642,922.24           | 0.00                           |
| Edificios no Habitacionales                                      | 148,877,481.61       | 0.00                      | 0.00                      | 148,877,481.61           | 0.00                           |
| Construcciones en proceso en Bienes de Dominio Público           | 104,670,992.19       | 0.00                      | 0.00                      | 104,670,992.19           | 0.00                           |
| Bienes Muebles   | 193,094,448.44       | 0.00                      | 0.00                      | 193,094,448.44           | 0.00                           |
| Mobiliario y Equipo de Administración                            | 246,565,697.46       | 0.00                      | 0.00                      | 246,565,697.46           | 0.00                           |
| Equipo e Instrumental Médico y de Laboratorio                    | 15,222,157.37        | 0.00                      | 0.00                      | 15,222,157.37            | 0.00                           |
| Equipo de Transporte   | 130,759.50           | 0.00                      | 0.00                      | 130,759.50               | 0.00                           |
| Equipo de Defensa y Seguridad                                    | 164,681,327.74       | 0.00                      | 0.00                      | 164,681,327.74           | 0.00                           |
| Maquinaria, otros Equipos y Herramientas                         | 18,979,884.66        | 0.00                      | 0.00                      | 18,979,884.66            | 0.00                           |
| Depreciaciones   | 47,551,566.19        | 0.00                      | 0.00                      | 47,551,566.19            | 0.00                           |
| Depreciación Acumulada de Bienes Inmuebles                       | 73,215,310.62        | 0.00                      | 1,914,536.58              | 75,129,847.20            | 1,914,536.58                   |
| Depreciación Acumulada de Bienes Muebles                         | 10,825,936.39        | 0.00                      | 174,451.66                | 11,000,388.05            | 174,451.66                     |
| Activos Diferidos  | 62,389,374.23        | 0.00                      | 1,740,084.92              | 64,129,459.15            | 1,740,084.92                   |
| Otros Activos Diferidos  | 14,340.00            | 0.00                      | 0.00                      | 14,340.00                | 0.00                           |
|  | 14,340.00            | 0.00                      | 0.00                      | 14,340.00                | 0.00                           |

**Municipio LA PAZ, 0086**  
**ESTADO ANALITICO DEL ACTIVO**  
**DEL 1 AL 28 DE FEBRERO DE 2022**

| CONCEPTO   | SALDO INICIAL<br>(1) | CAEGOS DEL<br>PERIODO (2) | ABONOS DEL<br>PERIODO (3) | SALDO FINAL<br>(4=1+2-3) | VARIACION DEL<br>PERIODO (4-1) |
|--|----------------------|---------------------------|---------------------------|--------------------------|--------------------------------|
| <br><b>AYUNTAMIENTO DE LA PAZ</b><br><b>LIC. CRISTINA GONZALEZ CRUZ - 2024</b><br><b>PRESIDENTA MUNICIPAL</b>               |                      |                           |                           |                          |                                |
| <br><b>AYUNTAMIENTO DE LA PAZ</b><br><b>L.C. MIGUEL FICHARDO ESCAMILLA</b><br><b>DIRECTOR GENERAL DE ADMINISTRACION Y FI</b> |                      |                           |                           |                          |                                |
| <br><b>AYUNTAMIENTO DE LA PAZ</b><br><b>MRO. DANIEL MARTINEZ GILMAN - 2022 - 2024</b><br><b>CONTRALOR INTERNO</b>             |                      |                           |                           |                          |                                |